

DESCRIPTION

Corner shower door for 36" X 36" shower base

FEATURES

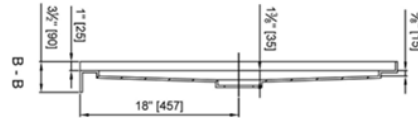
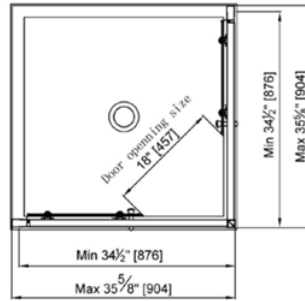
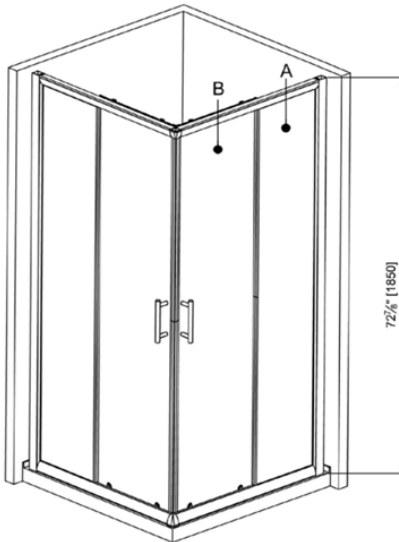
6 mm tempered glass
Adjustable between 34 1/2" to 35 5/8" (876 to 904 mm)

CERTIFICATIONS

SGCC

COLORS (FINISHES)

Chrome: **SD3636S-CH-01**
Matte black: **SD3636S-MB-01**



	Dimensions de la vitre / Glass size
A	69 ⁷ / ₈ "[1777] X 13 ¹ / ₂ "[343] X 1/4"[6]
B	71 ⁵ / ₈ "[1820] X 17 ⁷ / ₈ "[453] X 1/4"[6]

WARRANTY

All Novvita shower doors are warranted against manufacturing defects for a period of one (1) year from the date of purchase, under normal use and maintenance conditions. The materials and seals of shower doors are not covered by this warranty. This warranty is valid only if the installation is performed by a licensed master plumber.